

INFORMATION PRESCRIPTIONS PROJECT

Staff Survey, May 2007

Bromley Complex Needs Directorate

Dr Devendra Hansjee & Dr Sean Cross

Bromley Complex Needs Directorate staff response rate

- Banbury House closed rehabilitation unit – 22
- Ivy Willis House open rehabilitation unit – 17
- Assertive Community Treatment team – 18
- Rehabilitation community Support Team – 14
- TOTAL = 71

- 45 returns : 63% response

PROFESSIONS OF RESPONDENTS

- CPNs = 6
- Psychiatrists = 2
- OTs = 3
- Psychologists = 1
- ASWs = 1
- Staff Nurses = 13
- Student Nurses = 2
- Profession omitted from form = 17
- Total Number = 45

Q1 How important do you rate information in helping the service user in understanding/coping with their illness?

	NUMBER	PERCENTAGE
Very important	43	96%
Quite important	2	4%
Quite unimportant	0	0%
Very unimportant	0	0%

Q2 How confident do you feel in delivering information to service users?

	NUMBER	PERCENTAGE
Very confident	16	36%
Quite confident	24	53%
Quite unconfident	4	9%
Very unconfident	1	2%

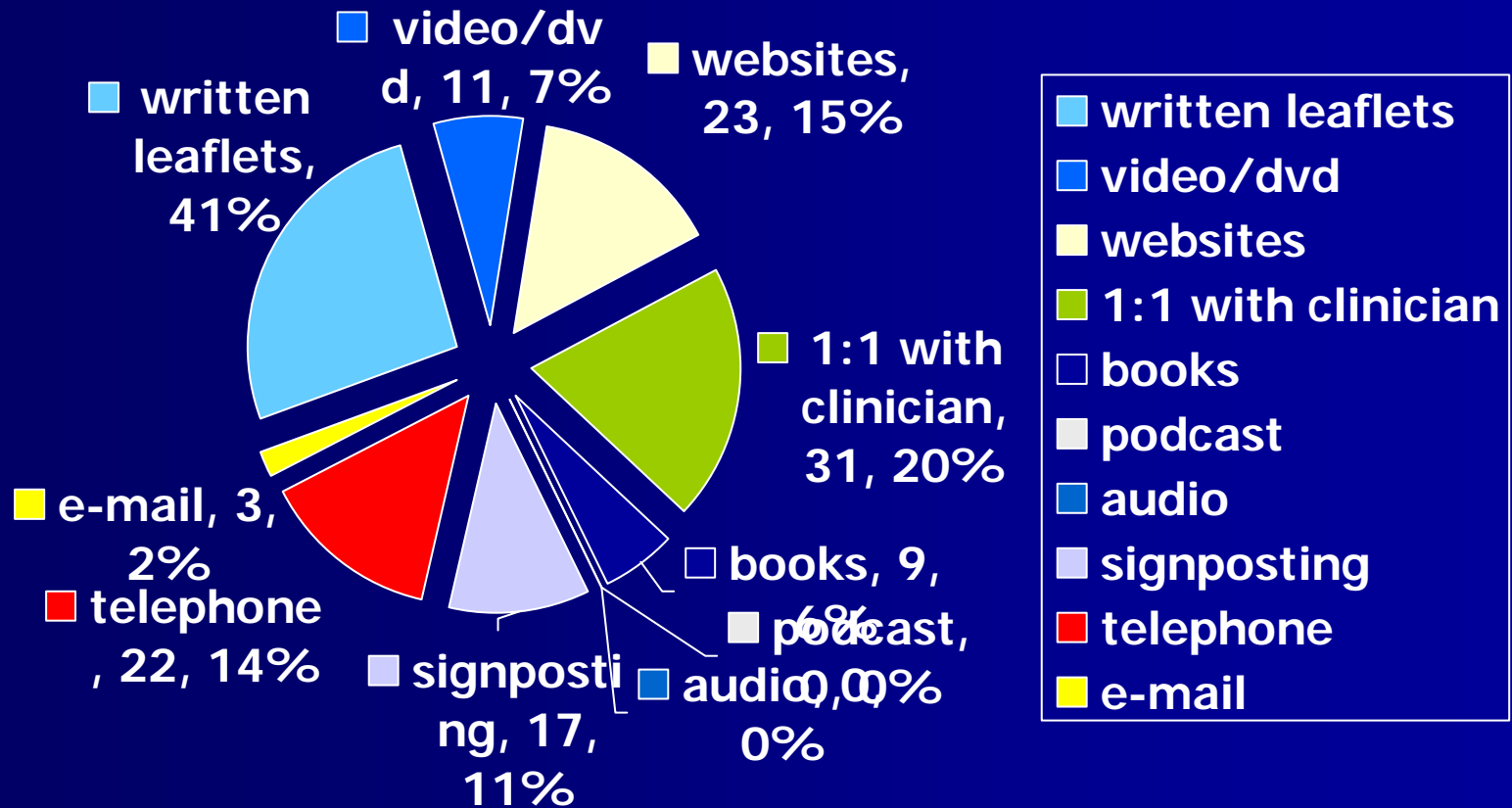
Q3 How important do you rate information in helping the carer understand/cope with the illness?

	NUMBER	PERCENTAGE
Very important	37	82%
Quite important	8	18%
Quite unimportant	0	0%
Very unimportant	0	0%

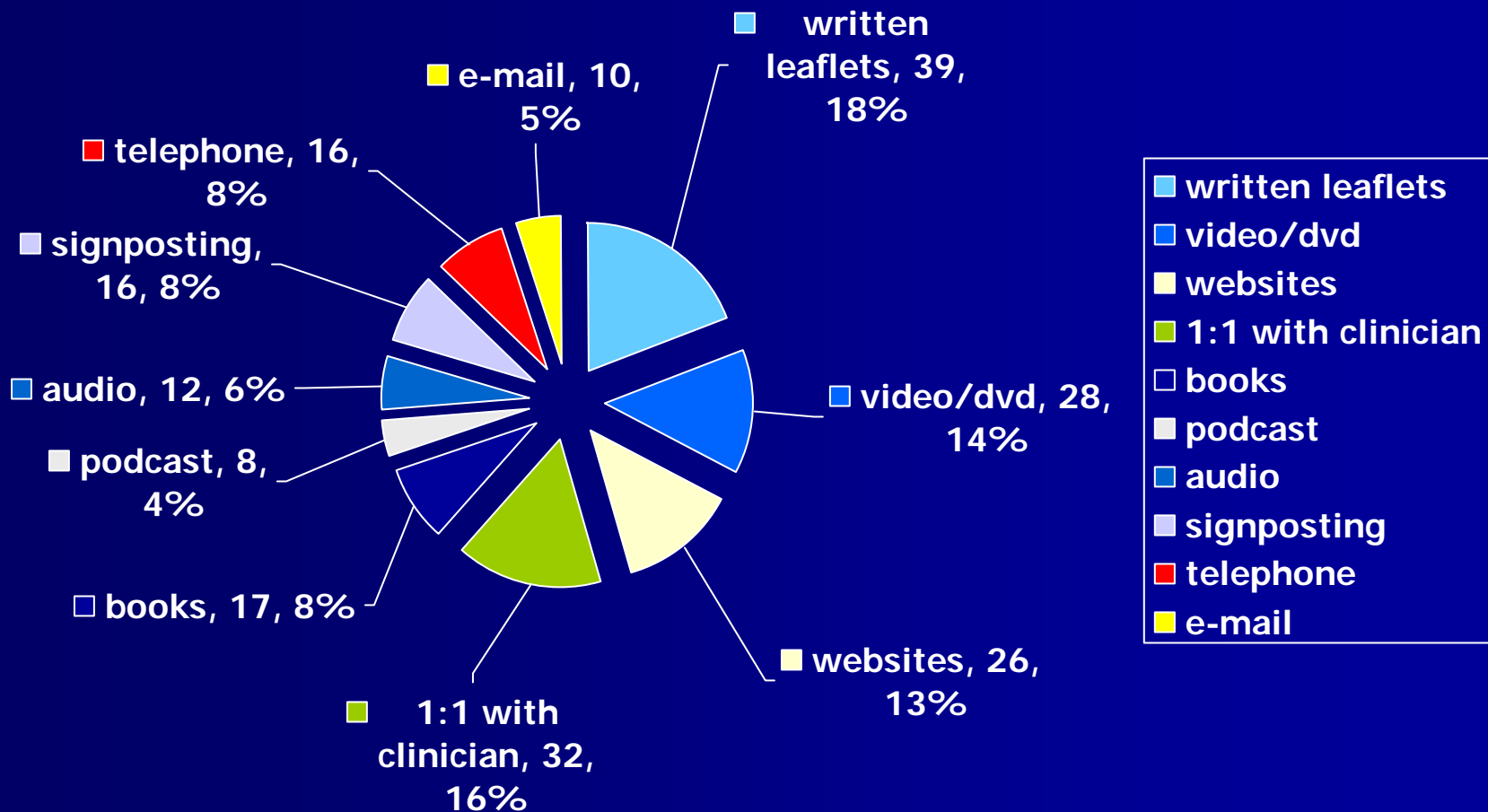
Q4 How confident do you feel in delivering information to carers?

	NUMBER	PERCENTAGE
Very confident	10	22%
Quite confident	26	58%
Quite unconfident	5	11%
Very unconfident	4	9%

Q5 In what format do you currently deliver information to service users/carers?



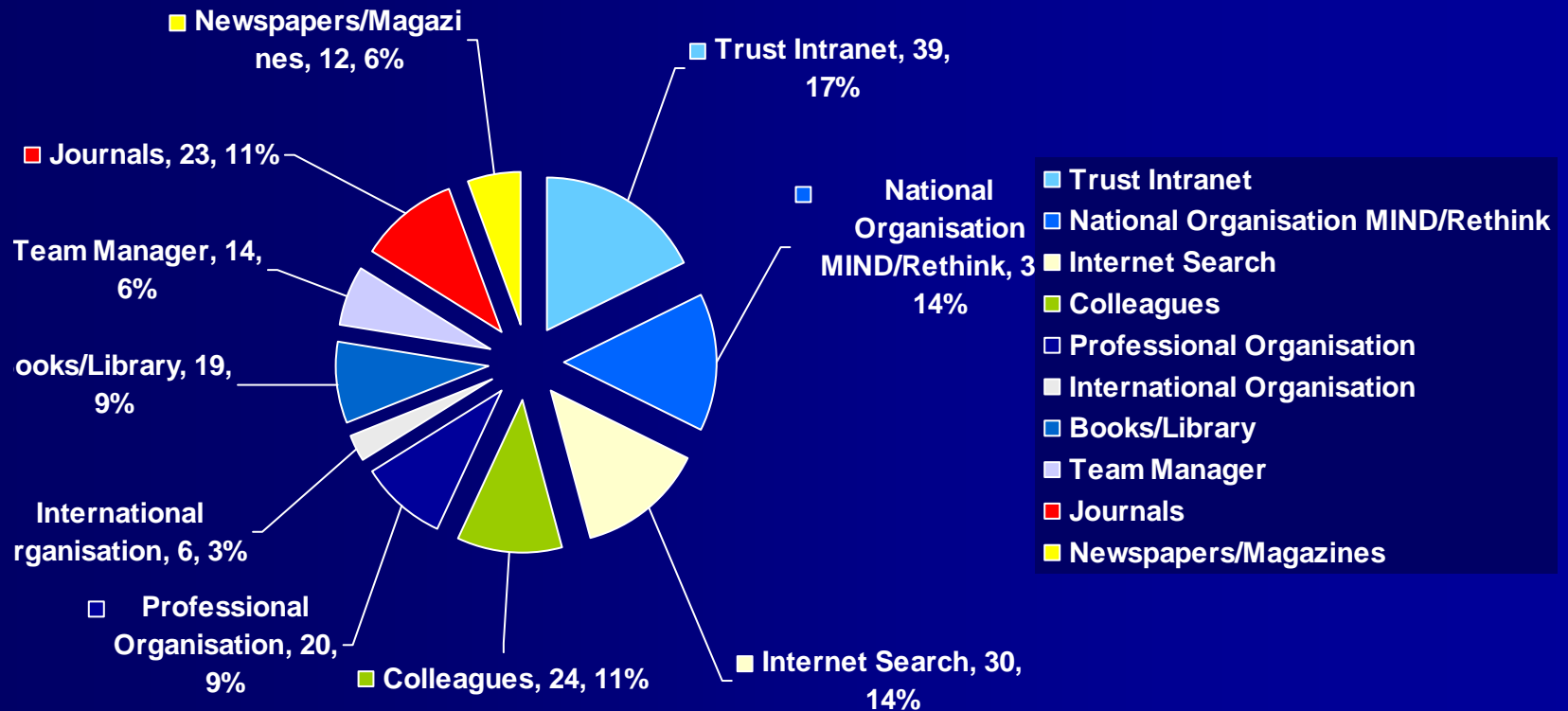
Q6 In what format would you most prefer to deliver information to service users/carers?



Q7 Please rank in order of importance , who you feel should deliver information to service users/carers (1 being the most important and 6 being least important)

Ranking by profession	1st	2nd	3rd	4th	5th	6th
Ward/team manager	1	2	15	4	1	5
Pharmacist	0	2	5	6	5	6
Primary nurse/care coordinator	17	7	1	1	0	1
Other service user	0	0	1	3	2	4
Psychiatrist	10	15	1	2	1	0
Advocate	2	1	3	2	4	4
Relative/friend	1	2	3	6	7	5
Support groups	0	1	2	7	11	5

Q8 Where do you usually obtain information for service users/carers from ? (Tick all that apply)



Q9 How easy is it for you to obtain the information you need?

Very easy	9	20%
Quite easy	28	62%
Quite difficult	4	9%
Very difficult	1	2%
No view	3	7%

Q10 How confident are you that the information you provide to service users/carers is accurate and up to date?

Very confident	8	19%
Quite confident	30	67%
Quite unconfident	6	14%
Very unconfident	0	0%

Q11 Do you feel that you would like further signposting to accurate and up to date information?

Yes	40	89%
No	2	4%
No view	3	7%

Q12 Do you know how to access information in alternative formats such as brail, multiple languages?

Yes	7	16%
No	37	82%
No view	1	2%

Q13 Do you feel that you would like training in how to deliver information to service users/carers?

Yes	35	78%
No	8	18%
No view	2	4%

Q14 If yes , how would you like training to be delivered?

Online training package	9	20%
Classroom teaching	10	22%
Team based training	21	47%
No view	5	11%